



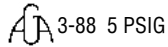
**GAS VALVES**

**BRONZE LOW PRESSURE GAS VALVES – PLUG STYLE**




**10596 Flat/Tee Head with Check**  
2 PSIG  
Inlet: FIP Thread  
Outlet: FIP Thread  
Sizes: 1/4", 3/8", 1/2", 3/4", 1", 1-1/4", 1-1/2", 2"

1/2" and 3/4" valves manufactured to:



3-88 5 PSIG

**10582 Flat/Tee Head with Check**  
*Boston Pattern (with double stake nut)*  
2 PSIG  
Inlet: FIP Thread  
Outlet: FIP Thread  
Sizes: 1/2", 3/4", 1", 1-1/4", 1-1/2", 2"



**10598 Lever Handle with Check**  
2 PSIG  
Inlet: FIP Thread  
Outlet: FIP Thread  
Sizes: 1/4", 3/8", 1/2", 3/4", 1", 1-1/4", 1-1/2", 2"

NOTE: 1/2" and 3/4" valves are pressure rated at 5 PSIG.



**10689 Furnace Pilot Lever Handle with Top Check**  
2 PSIG  
1/8" pilot tap left side  
Spring loaded plug  
Inlet: FIP Thread  
Outlet: FIP Thread  
Sizes: 1/2", 3/4", 1", 1-1/4"

**BRONZE MEDIUM PRESSURE GAS VALVES – PLUG STYLE • 25 PSIG**



**10552 Flat/Tee Head Top Check\***  
25 PSIG  
Inlet: FIP Thread  
Outlet: FIP Thread  
Sizes: 1/4", 3/8", 1/2", 3/4", 1", 1-1/4", 1-1/2", 2", 2-1/2", 3"

\*2-1/2" and 3" are less check

**BRONZE MEDIUM PRESSURE GAS VALVES – PLUG STYLE • 25 PSIG CONT.**



**10554 Square Head with Top Check\***  
25 PSIG  
Inlet: FIP Thread  
Outlet: FIP Thread  
Sizes: 1/4", 3/8", 1/2", 3/4", 1", 1-1/4", 1-1/2", 2", 2-1/2", 3"

\*2-1/2" and 3" are less check

**LOG LIGHTER VALVES**



**10720 Straight**  
Inlet: FIP Thread  
Outlet: FIP Thread  
1/2"

MATERIALS			
No.	Part	Material	Spec. ASTM
1	Extended Tube	Zinc Alloy	B86
2	Gland screw	Brass	B16-C36000
3	Body	Brass	B584-C85700
4	Stem	Brass	B16-C36000
5	O-ring	Rubber	NBR
6	Seat packing	Teflon	PTFE
7	Handle	Zinc Alloy	B86



**10722 Angle**  
Inlet: FIP Thread  
Outlet: FIP Thread  
1/2"

Polished Brass escutcheon and operating key also available. Contact factory.

Valves manufactured to:

**ANSI** Z21.15 1/2 PSIG

1-9.1 1/2 PSIG



**FORGED BRASS LOW PRESSURE GAS VALVES – BALL STYLE**



**10710**  
Inlet: FIP Thread  
Outlet: FIP Thread  
1/2", 3/4", 1"  
1/2", 3/4", 1"

MATERIALS			
No.	Part	Material	Spec. ASTM
1	Screw	Steel	AISI-1010
2	Handle	Zinc Alloy	B86
3	Stem	Brass	B16-C36000
4	Stem Gland Screw	Brass	B16-C36000
5	Gland Packing	Teflon	PTFE
7	Body	Forged Brass	B124-C37700
8	Ball Disc Packing	Teflon	PTFE
9	Ball Disc	Brass	B16-C36000
10	End Plug	Forged Brass	B124-C37700



**10710**  
Inlet: FIP Thread  
Outlet: FIP Thread  
1-1/4" 1-1/2", 2"  
1-1/4", 1-1/2", 2"  
**600 WOG**

**150 PSI Saturated Steam**

MATERIALS			
No.	Part	Material	Spec. ASTM
1	Nut	Steel	AISI-1010
2	Handle	Steel	A283-D
3	Stem Gland Screw	Brass	B16-C36000
4	Stem Packing	Teflon	PTFE
5	Stem	Brass	B16-C36000
6	Body	1-1/4"-1-1/2" Forged Brass 2" Cast Brass	B124-C37700 B584-C85700
7	Ball Disc Packing	Teflon	PTFE
8	Ball Disc	Forged Brass	B124-C37700
9	End Plug	Forged Brass	B124-C37700

Valves manufactured to:

3-88 5 PSIG

**ANSI** Z21.15 1/2 PSIG

CR91.002 5 PSIG; 1-9.1 1/2 PSIG; 9.2; 3.16 (1 1/4-2)

1 1/4-2

MHKZ; YSTD; VQGU (1/2-1); YRBX (1 1/4-2); YRPV (1 1/4-2)



## GAS VALVES

### HIGH PRESSURE METER VALVES

#### Flat Head – Lockwing



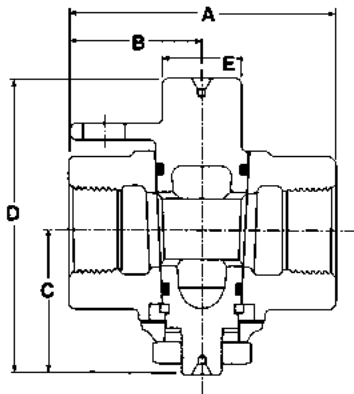
**525B** Black Iron Body  
**525G** Galvanized or Zinc and Clear Dichromate Iron Body  
 Brass Plug  
 Inlet: FIP Thread

Outlet: FIP Thread  
 1/2", 3/4", 3/4"x1", 1"

**525BC** 525B with 1/8" Test Plug  
 3/4", 1"

•For 1-1/4", 1-1/2" or 2" valves, see 560 series

Tamperproof - 100 PSIG



Size	A	B	C	D	E	WT lbs.
1/2"	2-13/16	1-13/32	1-1/2	3-1/16	7/8	1.3
3/4	3-3/16	1-19/32	1-23/32	3-1/2	15/16	1.7
3/4x1	3-5/16	1-9/16	1-23/32	3-1/2	15/16	2.0
1	3-3/8	1-11/16	1-27/32	3-7/8	1	2.5

\* 1/2" has no O-rings

#### Flat Head – Lockwing



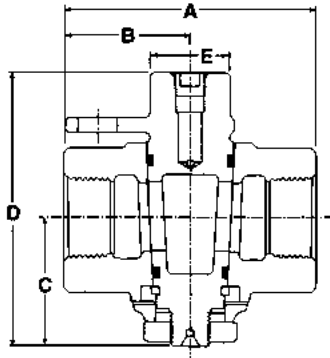
**560B** Black Iron Body  
**560G** Galvanized or Zinc and Clear Dichromate Iron Body  
 Brass Plug  
 Inlet: FIP Thread  
 Outlet: FIP Thread

1/2", 1/2"x3/4", 3/4", 3/4"x1", 1",  
 1-1/4", 1-1/2", 2"

**560BC** 560B with a 1/8" Test Plug


3/4", 1", 1-1/4", 1-1/2", 2"

Tamperproof - 175 PSIG



Size	A	B	C	D	E	WT lbs.
1/2	2-13/16	1-13/32	1-1/2	3-1/16	7/8	1.2
1/2x3/4	3-3/16	1-19/32	1-5/8	2-7/16	1	1.9
3/4	3-3/16	1-11/32	1-5/8	3-15/32	1	1.8
3/4x1	3-5/16	1-9/16	1-5/8	3-15/32	1	2.5
1	3-3/8	1-19/32	1-7/8	3-11/16	1-1/8	2.4
1-1/4	3-7/8	1-15/16	2-3/8	4-11/16	1-3/8	3.9
1-1/2	4-5/8	2-5/16	2-11/16	5-7/16	1-5/8	6.9
2	5-5/8	2-13/16	3	5-13/16	1-7/8	9.5

#### Flat Head – Lockwing



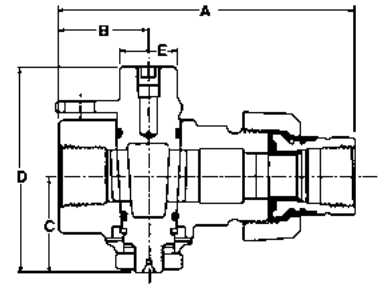
**6276B** Black Iron Body  
**6276G** Galvanized or Zinc and Clear Dichromate Iron Body  
 Brass Plug

Inlet: FIP Thread  
 Outlet: Insulated Union with FIP Thread Tailpiece  
 3/4", 1", 1"x3/4", 1-1/4", 1-1/4"x3/4"

**6276BC** 6276B with a 1/8" Test Plug

3/4", 1", 1-1/4"

Tamperproof - 175 PSIG



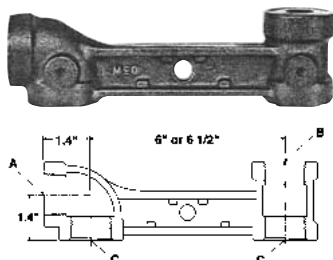
Size	A	B	C	D	E	WT lbs.
3/4	5-1/8	1-17/32	1-5/8	3-15/32	1	2.5
1	6-7/32	2-5/32	1-7/8	3-11/16	1-1/8	3.5
1x3/4	6-1/8	2-1/2	1-5/8	3-15/32	1	3.1
1-1/4	6-1/2	2-3/16	2-3/8	4-11/16	1-3/8	5.3
1-1/4x3/4	6-1/8	2-1/2	1-5/8	3-15/32	1	3.1

### CAST IRON METER BARS

Horizontal inlet and vertical outlet

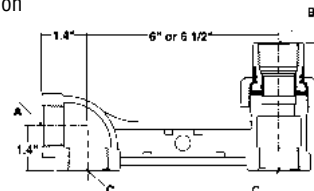
#### 6604 Series • 6 1/2" Centerline

6604-B—Integral FIP



#### 6604 Series • 6 1/2" Centerline

6604-C—Female insulated o-ring union  
 6604-F—Female insulated flat gasket union  
 6604-S—Female non-insulated o-ring union  
 6604-U—Female non-insulated flat gasket union

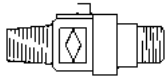


A	B	C	D
3/4	3/4	3/4	3.8
1	1	1	3.9
3/4	1	3/4	3.9
1	1	3/4	3.9
3/4	1	1	3.9
1	3/4	3/4	3.8

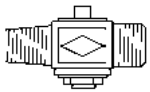


# WATER SERVICE VALVES AND CURB BOXES

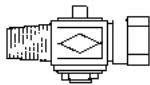
## CORPORATION STOPS



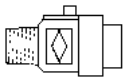
**3128B BALL-AWWA X MNPT THREAD**  
3/4  
1  
1-1/2  
2



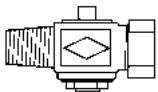
**3131 PLUG-MNPT X MNPT THREAD**  
3/4  
1  
1-1/4  
1-1/2  
2



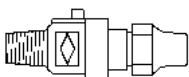
**3148 PLUG-AWWA X FNPT THREAD**  
3/4  
1



**3148B BALL-AWWA X FNPT THREAD**  
3/4  
1  
1-1/2  
1-1/2x2  
2

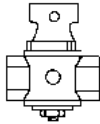


**4701T PLUG-AWWA X TUBE COMP**  
5/8x3/4  
3/4  
3/4x1  
1  
1-1/4  
1-1/2  
2

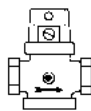


**4701B BALL-AWWA X FLARE**  
3/4  
3/4x1  
11x1-1/4  
1-1/2  
2

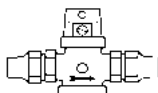
## CURB STOPS



**2701 TAPERED - FNPT X FNPT**  
3/4  
1  
1-1/4  
1-1/2  
2



**3062 INV - S&D - FNPT X FNPT**  
1/2  
5/8  
3/4  
1  
1-1/4  
1-1/2  
2



**4713 INV - FLARE X FLARE**  
1/2  
3/4  
1  
2



**4604BF LOCKWING ANGLE - FNPT X FNPT**  
3/4  
1

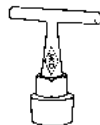


**4606B LOCKWING ANGLE - FLARE X FNPT**  
3/4  
1

## CURB BOXES

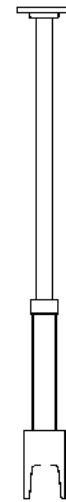


**304B CURB BOX KEY AND LID WRENCH**  
2  
3  
4  
5  
6  
8



**304K PENTAGON KEY**

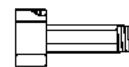
## CURB BOXES



**5602LR ARCH - 1" UPPER L/ROD**  
2-1/2  
3  
3-1/2  
4  
4-1/2  
5  
5-1/2  
6  
6-1/2  
7  
7-1/2  
8

## METER COUPLINGS

### 4620 STR METER COUPLING W/HOLE



\*Fits 5/8 x 3/4 or 3/4 meter

Meter Size	Length	MNPT Outlet
5/8	2-3/8	1/2
5/8x3/4	2-3/16	3/4
3/4*	2-1/2	3/4
3/4x1/2*	2-1/2	1/2
3/4x1*	2-1/2	1
3/4x2*	2	3/4
3/4x2-1/4*	2-1/2	3/4

Meter Size	Length	MNPT Outlet
3/4x2-3/4*	2-3/4	3/4
3/4x3*	3	3/4
3/4x8-1/2*	12	3/4
1	2-5/8	1
1-1/2	2-3/4	1-1/2
2	3	2

### 4622 STR METER CPLG W/HOLE



\*Fits 5/8 x 3/4 or 3/4 meter

Meter Size	Length	MNPT Outlet
5/8	2-3/8	1/2
3/4*	2-1/2	3/4
1	2-5/8	1