

FLOWSERVE DURIRON PIPE FITTINGS

Duriron Mechanical Joint Pipe and Fittings

Duriron High Silicon Iron

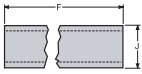
Duriron is a high silicon iron alloy that is resistant to practically all commonly used process chemicals and is recognized by architects, engineers, and plumbing contractors throughout the country as the superior material for handling acid waste.

Duriron conforms to ASTM specifications A518 and A861 and is approved by all plumbing codes. It obtains its outstanding corrosion resistance from the 14.5% silicon present in its composition. Duriron has unexcelled resistance to sulfuric, nitric, hydrochloric, and acetic acids. It is resistant to both oxidizing and reducing solutions and is not appreciably affected by either concentration or temperature. Duriron also is extremely abrasion and erosion resistant. Furthermore Duriron pipe and fittings are cast with solid wall sections, meaning abrasion and corrosion resistance are not dependent upon a thin lining or coating, but are consistent throughout the wall thickness.

While the strength of Duriron is considerably greater than that of almost all non-metallic piping, the tensile strength of this material is less than most metals, including normal cast iron. Consequently, during handling caution should be exercised not to subject the pipe to undue mechanical stress or thermal shock.

Crushing Loads, lbs./ft. (N/m)	
Duriron	15,700 (22,912)
Borosilicate Glass	1,200 (1,751)
Vitrified Tile	1,560 (2,277)
Material and Mechanical Properties of Duriron	
Density, lb./cu. in..	0.255
Hardness, Brin.ell	520
Thermal conductivity, cgs.	0.125
Tensile Strength (1/2 in. ch. dia. bar), psi	20,000

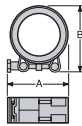
Type "MJ" Pipe



Size in. (mm)	Part No.	J in. (mm)	F in. (mm)
1-1/2 (40)	AS30196A	2-3/16 (56)	84 (2134)
2 (50)	AS30196B	2-5/8 (67)	84 (2134)
3 (80)	AS30196C	3-3/4 (95)	84 (2134)
4 (100)	AS30196D	4-3/4 (121)	84 (2134)

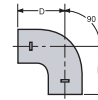
Coupling

Tighten nuts to a minimum of (98 ft.-lbs.) (12 N•m) torque before testing.



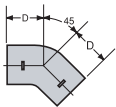
Size in. (mm)	Part No.	A in. (mm)	B in. (mm)
1-1/2 (40)	MJ-1-1/2A	3-3/8 (86)	2-7/8 (73)
2 (50)	MJ-2A	4 (102)	3-3/8 (86)
3 (80)	MJ-3A	4-7/16 (113)	4-3/16 (106)
4 (100)	MJ-4A	4-15/16 (125)	5-3/16 (132)

Quarter Bends



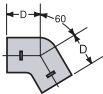
Size in. (mm)	Part No.	D in. (mm)
1-1/2 (40)	BS27571AB	4-1/4 (108)
2 (50)	BS25756AB	4-1/2 (114)
2x1-1/2 (80)	BS32679AB	4-3/16 x 4-1/2 (106 x 114)
3 (80)	BS24786AB	5 (127)
4 (100)	BS24787AB	5-1/2 (140)

Eighth Bends



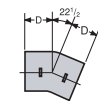
Size in. (mm)	Part No.	D in. (mm)
1-1/2 (40)	BS27574AB	2-1/2 (64)
2 (50)	BS25762AB	2-3/4 (70)
3 (80)	BS24788AB	3 (76)
4 (100)	BS24789AB	3-1/4 (83)

Sixth Bends



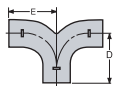
Size in. (mm)	Part No.	D in. (mm)
1-1/2 (40)	BS27573AB	3 (76)
2 (50)	BS25759AB	3-1/4 (83)
3 (80)	BS25327AB	3-1/2 (89)
4 (100)	BS25329AB	3-3/4 (95)

Sixteenth Bends



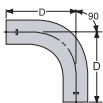
Size in. (mm)	Part No.	D in. (mm)
1-1/2 (40)	BS27572AB	2 (50)
2 (50)	BS25768AB	2-1/8 (54)
3 (80)	BS25332AB	2-1/4 (57)
4 (100)	BS25333AB	2-3/8 (60)

Double Branch Quarter Bends



Size in. (mm)	Part No.	D in. (mm)	E in. (mm)
1-1/2 (40)	BS36157AB	3-7/8 (98)	3-3/4 (95)

Long Sweep Quarter Bends



Size in. (mm)	Part No.	D in. (mm)
1-1/2 (40)	CS27578AB	9-1/4 (235)
2 (50)	CS25773AB	9-1/2 (241)
3 (80)	CS24790AB	10 (254)
4 (100)	CS24791AB	10-1/2 (267)

Return Bend



Size in. (mm)	Part No.	C in. (mm)	D in. (mm)	F in. (mm)	R in. (mm)
1-1/2 (40)	BS27689AB	4 (102)	2 (51)	5-3/32 (132)	2 (51)
2 (50)	BS34749AB	4-3/4 (121)	2 (51)	5-11/16 (144)	2-3/8 (60)

FLOWSERVE DURIRON PIPE FITTINGS

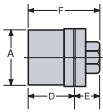
Pipe Plugs



Size in. (mm)	Part No.	F in. (mm)
1-1/2 (40)	AS27570AB	2 (50)
2 (50)	AS25786AB	2-1/2 (64)
3 (80)	AS24819AB	2-1/2 (64)
4 (100)	BS24820AB	2-1/2 (64)

Cleanout Plugs

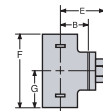
Countersunk heads also available.



Size in. (mm)	Part No.	A in. (mm)	B in. (mm)	E in. (mm)	F in. (mm)
1-1/2 (40)	SA3457	2-3/16 (56)	2-1/4 (57)	1-15/16 (33)	3-9/16 (90)
2 (50)	SA3337	2-21/32 (67)	2-1/4 (57)	1-5/16 (33)	3-9/16 (90)
3 (80)	SA3338	3-3/4 (95)	2-1/2 (64)	1-3/8 (35)	3-7/8 (98)
4 (100)	SA3337	4-3/4 (121)	2-3/4 (70)	1-7/16 (37)	4-3/16 (106)

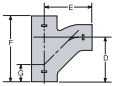
Combination Cleanout & Test

Countersunk heads also available.



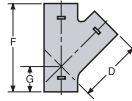
Size in. (mm)	Part No.	B in. (mm)	E in. (mm)	F in. (mm)	G in. (mm)
2 (50)	SA3334	2-7/16 (62)	3-3/4 (95)	6-7/8 (175)	3-7/16 (87)
3 (80)	SA3335	3-3/8 (86)	4-11/16 (119)	8-3/8 (213)	4-3/16 (106)
4 (100)	SA3336	3-7/8 (98)	5-7/16 (138)	9-3/8 (238)	4-11/16 (119)

Sanitary Combination Y and 1/8 Bend



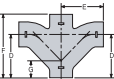
Size in. (mm)	Part No.	D in. (mm)	E in. (mm)	F in. (mm)	G in. (mm)
1-1/2 x 1-1/2 (40 x 40)	CS27581AB	4-3/4 (121)	5-3/8 (137)	6-1/2 (165)	1-7/8 (48)
2 x 1-1/2 (50 x 40)	CS27582AB	4-3/4 (121)	5-3/4 (146)	6-1/2 (165)	1-5/8 (41)
2 x 2 (50 x 50)	BS25765AB	5 (127)	5-7/8 (149)	6-5/8 (168)	1-7/8 (48)
3 x 1-1/2 (80 x 40)	CS24811AB	4-1/4 (108)	5-1/4 (133)	6-1/2 (165)	1-5/8 (41)
3 x 2 (80 x 50)	CS24812AB	5 (127)	6-1/4 (159)	7-1/8 (181)	1-1/2 (38)
3 x 3 (80 x 80)	CS24813AB	6-1/4 (159)	7 (178)	8-1/2 (216)	2-1/4 (57)
4 x 1-1/2 (100 x 40)	CS32632AB	4-5/16 (110)	6-1/8 (156)	6-5/8 (168)	1-3/8 (35)
4 x 2 (100 x 50)	CS24814AB	5 (127)	6-3/8 (162)	7-3/8 (187)	1-3/8 (35)
4 x 3 (100 x 80)	CS24815AB	6 (152)	7-1/4 (184)	8-3/4 (222)	1-3/4 (44)
4 x 4 (100 x 100)	CS24816AB	7-3/8 (187)	8 (203)	10-1/4 (260)	2-5/8 (67)

Sanitary Y Branches



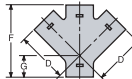
Size in. (mm)	Part No.	D in. (mm)	E in. (mm)	F in. (mm)
1-1/2 x 1-1/2 (40 x 40)	BS27577AB	4-5/8 (117)	6-1/2 (165)	1-7/8 (48)
2 x 1-1/2 (50 x 40)	BS27495AB	4-7/8 (124)	6-1/2 (165)	1-5/8 (41)
2 x 2 (50 x 50)	BS25760AB	4-5/8 (117)	6-3/8 (162)	2 (50)
3 x 1-1/2 (80 x 40)	BS24803AB	5-5/8 (143)	6-1/2 (165)	1-1/4 (32)
3 x 2 (80 x 50)	BS24804AB	5-7/8 (149)	7-1/8 (181)	1-1/2 (38)
3 x 3 (80 x 80)	BS24805AB	6-3/8 (162)	8-5/8 (219)	2-1/4 (57)
4 x 1-1/2 (100 x 40)	BS32535AB	6-5/8 (168)	7-1/2 (190)	1-3/8 (35)
4 x 2 (100 x 50)	CS24806AB	6-5/8 (168)	7-1/2 (190)	1-3/8 (35)
4 x 3 (100 x 80)	CS24807AB	7-1/8 (181)	8-3/4 (222)	1-3/4 (44)
4 x 4 (100 x 100)	CS24808AB	7-5/8 (194)	10-1/4 (260)	2-5/8 (62)

Double Branch Sanitary Combination Y and 1/8 Bend



Size in. (mm)	Part No.	D in. (mm)	E in. (mm)	F in. (mm)	G in. (mm)
1-1/2 x 1-1/2 (40 x 40)	CS27581BB	5-3/4 (121)	5-3/8 (137)	6-1/2 (165)	1-7/8 (48)
2 x 1-1/2 (50 x 40)	CS27582BB	4-3/4 (121)	5-3/4 (146)	6-1/2 (165)	1-5/8 (41)
2 x 2 (50 x 50)	BS25765BB	5 (127)	5-7/8 (149)	6-5/8 (168)	1-5/8 (41)
3 x 1-1/2 (80 x 40)	CS24811BB	4-1/4 (108)	5-1/4 (133)	6-1/2 (165)	1-5/8 (41)
3 x 2 (80 x 50)	CS24812BB	5 (127)	6-1/4 (159)	7-1/8 (181)	1-1/2 (38)
3 x 3 (80 x 80)	CS25319AB	6-1/4 (159)	7 (178)	8-1/2 (216)	2-1/4 (57)
4 x 2 (100 x 50)	CS24814BB	5 (127)	6-3/8 (162)	7-3/8 (187)	1-3/8 (35)
4 x 3 (100 x 80)	DS25325AB	6 (152)	7-1/4 (184)	8-3/4 (222)	1-3/4 (44)
4 x 4 (100 x 100)	DS25323AB	7-3/8 (187)	8 (203)	10-1/4 (260)	2-5/8 (67)

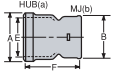
Double Branch Sanitary Y



Size in. (mm)	Part No.	D in. (mm)	E in. (mm)	F in. (mm)
1-1/2 x 1-1/2 (40 x 40)	BS27577BB	4-5/8 (117)	6-1/2 (165)	1-7/8 (48)
2 x 1-1/2 (50 x 40)	BS27495BB	4-7/8 (124)	6-1/2 (165)	1-5/8 (41)
2 x 2 (50 x 50)	BS25760BB	4-5/8 (117)	6-3/8 (162)	2 (50)
3 x 1-1/2 (80 x 40)	BS24803BB	5-5/8 (143)	6-1/2 (165)	1-1/4 (32)
3 x 2 (80 x 50)	BS24804BB	5-7/8 (149)	7-1/8 (181)	1-1/2 (38)
3 x 3 (80 x 80)	CS24809AB	6-3/8 (162)	6-5/8 (168)	2-1/4 (57)
4 x 2 (100 x 50)	CS24806BB	6-5/8 (168)	7-1/2 (190)	1-3/8 (35)
4 x 3 (100 x 80)	CS25300AB	7-1/8 (181)	8-3/4 (222)	1-3/4 (44)
4 x 4 (100 x 100)	CS24810AB	7-5/8 (194)	10-1/4 (260)	2-5/8 (67)

FLOWSERVE DURIRON PIPE FITTINGS

Adapter/Hub to "MJ" Duriron



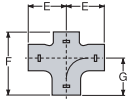
Size in. (mm)	Part No.	A in. (mm)	B in. (mm)	E in. (mm)	F in. (mm)
1-1/2 x 1-1/2 (40 x 40)	BS32635AB	3-23/32 (94)	2-1/4 (57)	2-3/4 (70)	4-5/8 (117)
1-1/2 x 2 (40 x 50)	BS26346AB	3-13/16 (97)	2-21/32 (67)	2-3/4 (70)	4-5/8 (117)
1-1/2 x 3 (40 x 80)	BS25446AB	3-13/16 (97)	3-13/16 (97)	2-3/4 (70)	4-5/8 (117)
1-1/2 x 4 (40 x 100)	BS25451AB	3-13/16 (97)	4-13/16 (122)	2-3/4 (70)	4-7/8 (124)
2 x 2 (50 x 50)	BS32554AB	4-5/16 (110)	2-23/32 (69)	3-1/8 (80)	5-1/8 (130)
2 x 3 (50 x 80)	BS25448AB	4-5/16 (110)	3-13/16 (97)	3-1/8 (80)	4-3/4 (121)
2 x 4 (50 x 100)	BS25449AB	4-5/16 (110)	4-13/16 (122)	3-1/8 (80)	5 (127)
3 x 3 (80 x 80)	BS32555AB	5-5/16 (135)	3-13/16 (97)	4-1/8 (105)	5-3/8 (137)
4 x 4 (100 x 100)	BS32556AB	6-9/32 (160)	4-7/8 (124)	5-1/8 (130)	4-9/16 (141)

Sanitary T Branches



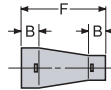
Size in. (mm)	Part No.	E in. (mm)	F in. (mm)	G in. (mm)
1-1/2 x 1-1/2 (40 x 40)	BS27576AB	4-1/4 (108)	6-3/4 (171)	4-1/4 (108)
2 x 1-1/2 (50 x 40)	CS27583AB	4-1/2 (114)	6-3/4 (171)	4-1/4 (108)
2 x 1-1/2 x 1-1/2 (50 x 40 x 40)	CS29045AB	4-1/2 (114)	6-3/4 (171)	4-1/4 (108)
2 x 2 (50 x 50)	BS25757AB	4-1/2 (114)	6-7/8 (175)	4-1/2 (114)
3 x 1-1/2 (80 x 40)	BS24797AB	5 (127)	6-3/4 (171)	4-1/4 (108)
3 x 2 (80 x 50)	BS24798AB	5 (127)	7-1/4 (184)	4-1/2 (114)
3 x 3 (80 x 80)	BS24799AB	5 (127)	8-3/8 (213)	5 (127)
4 x 1-1/2 (100 x 40)	AS32530B	5-9/16 (141)	6-7/8 (175)	4-7/32 (107)
4 x 2 (100 x 50)	CS24800AB	5-1/2 (140)	7-1/4 (184)	4-1/2 (114)
4 x 3 (100 x 80)	CS24801AB	5-1/2 (140)	8-1/4 (210)	5 (127)
4 x 4 (100 x 100)	CS24802AB	5-1/2 (140)	9-3/8 (238)	5-1/2 (140)

Double Branch Sanitary T



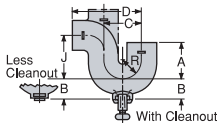
Size in. (mm)	Part No.	E in. (mm)	F in. (mm)	G in. (mm)
1-1/2 x 1-1/2 (40 x 40)	BS27576BB	4-1/4 (108)	6-3/4 (171)	4-1/4 (108)
2 x 1-1/2 (50 x 40)	CS27583BB	4-1/2 (114)	6-3/4 (171)	4-1/4 (108)
2 x 2 (50 x 50)	AS32531AB	4-1/2 (114)	6-7/8 (175)	4-1/2 (114)
3 x 1-1/2 (80 x 40)	BS32629AB	5 (127)	6-3/4 (171)	4-1/4 (108)
3 x 2 (80 x 50)	BS32533AB	5 (127)	7-1/4 (184)	4-1/2 (114)
3 x 3 (80 x 80)	AS32532AB	5 (127)	8-3/8 (213)	5 (127)
4 x 2 (100 x 50)	CS32630AB	5-1/2 (140)	7-1/4 (184)	4-1/2 (114)
4 x 3 (100 x 80)	CS32631AB	5-1/2 (140)	8-1/4 (210)	5 (127)
4 x 4 (100 x 100)	CS32627AB	5-1/2 (140)	9-3/8 (238)	5-1/2 (140)

Reducers— Increases



Size in. (mm)	Part No.	B in. (mm)	F in. (mm)
2 x 1-1/2 (50 x 40)	BS25782AB	1-1/2 (40)	8 (203)
3 x 1-1/2 (80 x 40)	BS25307AC	1-1/2 (40)	8 (203)
3 x 2 (80 x 50)	BS25331AC	1-1/2 (40)	8 (203)
4 x 1-1/2 (100 x 40)	BS27575AB	1-1/2 (40)	8 (203)
4 x 2 (100 x 50)	BS24794AB	1-1/2 (40)	8 (203)
4 x 3 (100 x 80)	BS24795AB	1-1/2 (40)	8 (203)

Sanitary P Traps



Size in. (mm)	With Cleanout Part No.		Less Cleanout Part No.	A in. (mm)	B in. (mm)	C in. (mm)	D in. (mm)	J in. (mm)	R in. (mm)
	No Vent	Single Vent							
1-1/2 (40)	SA3448	SA3449	BY27840R	3-3/4 (95)	1-5/8 (41)	3-1/2 (89)	6-3/4 (171)	4 (102)	1-3/4 (44)
2 (50)	SA3438	SA3433	BY27840A	4 (102)	1-15/16 (49)	4 (102)	7-1/2 (190)	4 (102)	2 (51)
3 (80)	SA3434	SA3435	BY27840C	4-1/2 (114)	2-5/16 (65)	5 (127)	9 (229)	5-1/2 (140)	2-1/2 (64)
4 (100)	SA3436	SA3437	BY27840E	5 (127)	3 (76)	6 (152)	10-1/2 (267)	6-1/2 (165)	3 (76)