


STOCKHAM VALVES FOR COMMERCIAL AND INDUSTRIAL SERVICE




Bronze Commercial Line:

Reliable and economical valves for today's competitive business environment

Gate, Globe, and Check Valves


- Class 125/200 CWP
- Sizes: 1/4" to 3"
- Solid wedge gates with rising and non-rising stems
- Globe valves available with metal or PTFE discs
- Swing check valves with metal or PTFE discs
- Threaded and solder ends available



Ball:

Brass and bronze ball valve models perfectly suited to your commercial construction needs

- Ratings: 400 and 600 WOG, 125 SWP
- Sizes from 1/4" to 3"
- Popular two-piece design in brass or bronze
- UL/FM/CSA models
- Non-blowout stem
- Chrome-plated or stainless steel trim
- Threaded or solder ends
- Stem extension and locking handles available



Butterfly:

Effective flow control with a small footprint and economical pricing

- Cast or ductile iron
- Wafer and lug styles
- Sizes: 200 CWP from 2" to 12"
150 CWP from 14" to 24"
- Discs available in nickel-plated ductile iron, aluminum bronze, and 316 stainless steel
- Sleeves available in Buna-N and EPDM
- Lever operated, gear, or actuated




Iron:

Simply the finest quality iron valves you can buy. Period.

Gate, Globe, and Check Valves

- Classes 125 and 250
- Sizes: Gates from 2" to 36"
Globes, Angles from 2" to 10"
Swing Checks from 2" to 24"
Wafer Checks from 2" to 36"
- Solid wedge gates with rising and non-rising stems
- Globe and angle valves with bronze discs
- Swing check valves with bronze, iron, or synthetic rubber discs; flanged ends

**We also stock
Stockham fire
protection service
valves-see the
fire protection
section of this
catalog.**



Cast Steel:

Class 150 and Class 300 . . . Stockham has your cast steel valve.

Gate, Globe, and Check Valves

- Classes 150 and 300
- Sizes: 2" to 12"
- Flexible disc on gates
- Seal welded seat ring
- Actuation available